

AGROTRON K



Printed in Germany



EVOLVING AGRICULTURE.

AGROTRON K: THE COMPACT TRACTOR THAT MOVES MOUNTAINS.



Arable and grass farms make high demands on a modern tractor – essential attributes are: versatility, flexibility, manoeuvrability, compactness and last but not least specification with optional equipment to meet special requirements. At the same time comfort and maximum ergonomics should not be ignored. The Agrottron K meets these demands with its unique design that provides an excellent view of all mounted

implements and features a complete range of standard equipment.

Unique cab concept

The cab of the Agrottron K ensures that the driver has an excellent all-round view and a great deal of freedom of movement for such a compact tractor. Ergonomic controls and an excellent cab atmosphere guarantee relaxed and productive working conditions.

Economical and powerful engines

The latest generation of economical, powerful and electronically controlled DEUTZ engines with wide torque and constant power ranges ensure flexible performance with minimum fuel consumption under all load conditions.

Perfectly coordinated transmission

Reliable, easy-shift 3-stage Powershift

transmission with electro-hydraulic “comfort clutch” and Powershuttle provide practical close ratios for all jobs. With the optional “ProfiLine” package the Agrottron K is also equipped with an automatic Powershift (APS) as well as the “Power-ComS” operating lever and the “Comfortip” function management feature.

Standard feature 4-stage PTO

Four standard speeds – 540, 540E, 1,000, 1,000E – enhance utility and productivity while lowering fuel consumption. All in all the Agrottron K is the culmination of the rich experience of more than 80 years of major technological leadership in the agricultural machinery industry. The concept, the styling and the cab of the Agrottron K are unmistakable. The Agro-

tron K is the ideal all-round tractor for all agricultural businesses. It ensures that, as its owner, you enjoy productivity, value stability and economic success.

Printed in Germany

Printed in Germany

WE WANT YOU TO BE RELAXED – AND PRODUCTIVE.

ADVANTAGES

- ▶ Large-area cab glazing with 6.1 m² for a panoramic view of 330°
- ▶ Up to 10 working lamps
- ▶ Transparent glass roof hatch for best view of front loader
- ▶ Perfect, ergonomically designed workplace
- ▶ Safe working with non-confusing control elements
- ▶ Cable lead-in when rear windscreen is closed
- ▶ Pressurised cab with two filters for dust and other contaminants
- ▶ Low noise levels due to all-round silencing measures



The cab has all-round visibility of 300° and an opening panoramic glass roof – which makes it ideal for all jobs, not just for using a front loader.



Efficiently organised multi-storage options.



The large and spacious cab of the Agrottron K is easy to enter via its anti-slip steps.



The standard co-driver seat: Upholstered, comfortable and equipped with an automatic lap belt.



The controls for the heating and air conditioning system are installed in the roof. The air conditioning system is a standard feature of the "ProfiLine" package. An optional electronically controlled automatic air conditioner is available for the "ProfiLine" version.



A total of 17 air nozzles ensure excellent cab ventilation and quick demisting.

Compact tractor. Spacious cab. Relaxed and productive work requires room for movement and a clear arrangement of all working elements. The cab of the AgrottronK is one of the largest in its class and, apart from an excellent view of working areas, also gives the driver the necessary comfort he needs for long and productive working days.

Optimum lighting

The cab and entrance area are illuminated automatically when the doors are opened, allowing you to mount and dismount safely in the dark. The effective Agrottron K lighting also enhances safety and confidence and increases productivity with improved external lighting for night work. The maximum option of 14 headlights and working lamps can effectively illuminate an area of 500m².

Efficient noise reduction

The Agrottron K is one of the quietest tractors in its class. This is achieved with basic design features such as engines with reduced noise emission and thorough exclusion of all noise-emitting and noise-transferring components from the cab. An additional insulating wall between the engine compartment and the single-cell, full-body cab considerably improves noise insulation.

Comfortable and safe co-driver seat

The folding, upholstered co-driver seat is perfectly integrated into the cab entrance. The seat has an automatic lap belt and handle, ensuring maximum safety for the co-driver.

Bags of storage space

Three large storage compartments in the left-hand fender panelling offer adequate space for all necessary docu-

ments plus food and drink for long working days.

Impressive air conditioning

The powerful 4-stage heating and ventilation fan with up to 17 air nozzles in the cab has a capacity of up to 740m³/h and ensures a constant and pleasant working atmosphere in no time at all. Tinted windows and a front windscreen sunblind protect the driver against ex-

cessive sunlight. An air conditioning unit is available upon request; this also cools the large beverage compartment for cool drinks at all times.

EXCELLENT OPERATION.

ADVANTAGES

- All operating groups are colour-coded
- The self-explanatory symbols ensure fast, intuitive operation
- Workplace with perfect ergonomic design for safe work
- Fast, individual driver customisation due to adjustable steering wheel, driver's seat and multifunction armrest
- Fast recognition of all operating conditions with easily read displays from an unobstructed view of the instrument panel.
- Practical operating management
- Low noise levels due to all-round silencing measures
- Pneumatic suspension seat with different functions and individual adjustment options



The Infocenter displays maintenance and fault messages in digital text.



Everything in sight: The central display in the A-post shows the activated Powershift stage.



Colour-coded and ergonomically arranged according to frequency of use. All drivers find their way around immediately in the Agrottron K.



Unique in this tractor class – the new “PowerComS” armrest combines all the functions of the Agrottron K in one control unit for productive work.

There are many operating concepts on the market. However, in practice few are simple, self-explanatory and easy to learn. For this reason the DEUTZ-FAHR development engineers focused all their attention on functionality and operating simplicity.

Every driver should, in practice, be able to use the tractor reliably and productively without extra training and after only a short period of familiarisation.

All levers and switches in the Agrottron K vary in shape and colour and are logically and clearly arranged. They are combined according to frequency of use in functional groups on an operating panel at the driver's right hand. Drivers find their way around immediately. This workplace is optimally designed for reliable and confusion-free operation that enhances the driver's productivity.

The “PowerComS” armrest (“Profiline” version)

All functions of the Agrottron K are conveniently integrated in the “PowerComS” armrest for easy access. Both engine and transmission control and also flow and time settings for the electrical remote valves are integrated into the folding armrest.

The performance monitor (“Profiline” version)

The performance monitor enables the driver to monitor the major data relating to a job (PTO shaft on/off; powerlift adjustment; manual) in two separate memories: Working time, total area and area completed per hour, distance traveled, average speed and the average tractor load. This gives the driver an up to date summary of his productivity at all times.



PowerComS operating lever with Comfortip

- 1 Actuation of the electro hydraulic remote valve 1
- 2 Actuation of the electro hydraulic remote valve 2
- 3 Lifting/lowering the rear lift, activating the EHR, stop and fast penetration
- 4 Powershuttle forwards/reverse
- 5 Actuation of the Powershift stages (rocking forwards/backwards)
- 6 “Comfortip” operating management
- 7 EMC (Electronic Motor Control)
- 8 Electronic throttle
- 9 Transmission neutral
- 10 Differential lock
- 11 Front axle drive
- 12 Joystick electronic remote valves 3-4
- 13 Activation APS

ALL FUNCTIONS UNDER CONTROL.

ADVANTAGES

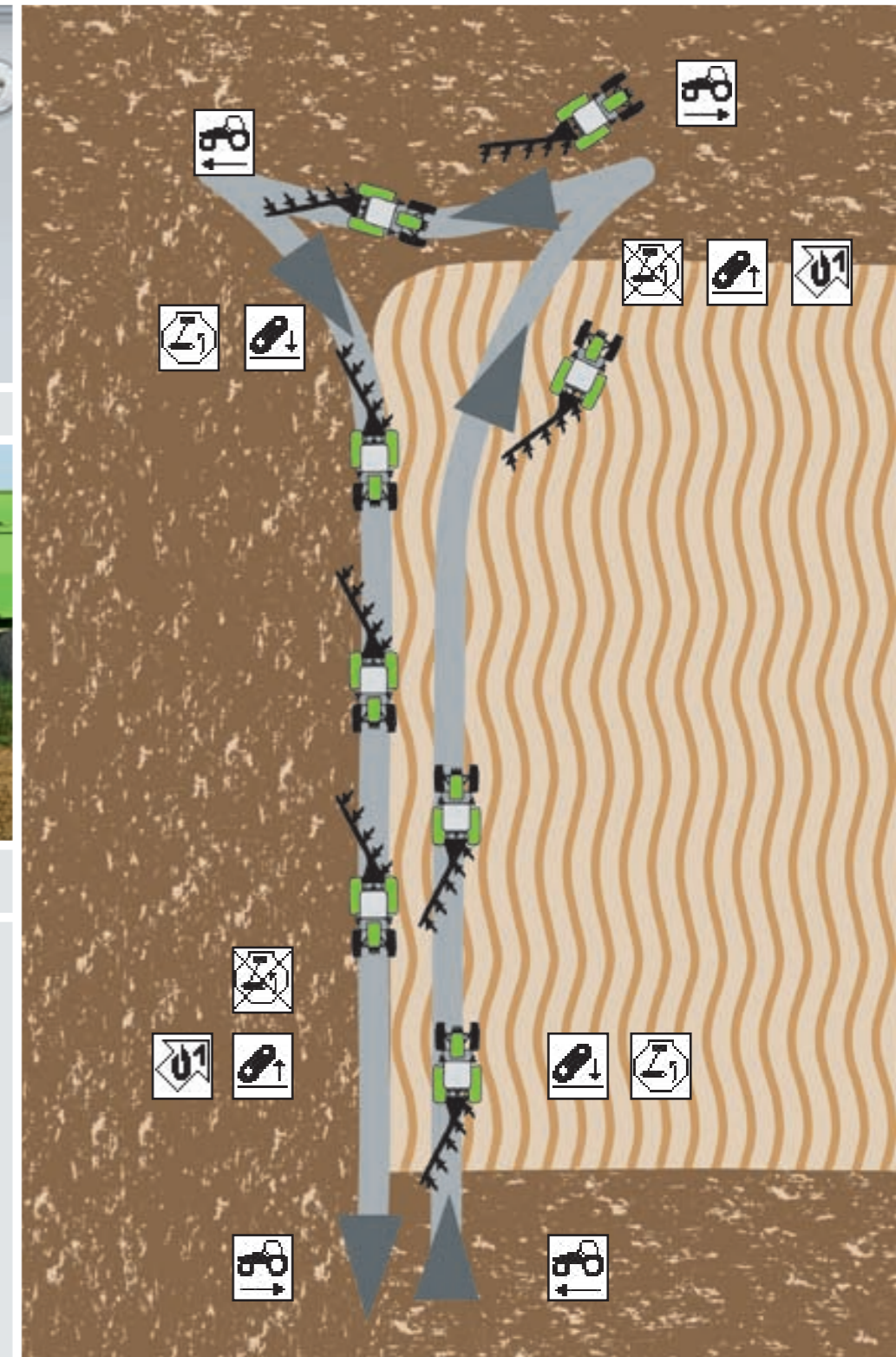
- ▶ Simple and logical programming of the individual functions and parameters by the driver and customisation for specific jobs
- ▶ Individual operation by the driver
- ▶ Maximum operative safety – no irritating grasping at controls
- ▶ Enhanced productivity
- ▶ Prevention of operating errors
- ▶ Manual intervention possible at all times



ASM is simply activated with a pushbutton.



Road transport. The advantages of ASM: Speed above 15 km/h – 4wheel drive disengaged; Speed below 14 km/h – 4wheel drive engaged.



Can standardised tractor management programmes really do justice to varying applications in practical agricultural hands-on situations? Or would it not be better if the driver could automate the functions that he requires for the job in hand? Ideally these could be reactivated by a simple operating lever gesture.

Simple programming

This is exactly the concept of DEUTZ-FAHR with the "PowerComS" operating lever and the "Comfortip" function (standard feature in the "ProfilLine" version). Individual operating sequences can be programmed by the driver and reactivated by simply moving or pushing the

operating lever. The operating sequences are centrally and consecutively displayed in the Infocenter. The next programmed function is highlighted on the display so that the driver can see at all times which function he will activate next.

To prepare the system for programming operating sequences – this is possible when the tractor is stationary or moving – the "PowerComS" operating lever only has to be moved to the left, whilst simultaneously pressing the locking button. An acoustic signal is then sounded and the digital display on the instrument panel is activated to accept the command function.

For programming all you have to do is press the respective buttons on the PowerComS operating lever or on the multi-function armrest. The programmed functions are of course stored in the memory when the tractor is switched off. This is the ultimate in simplicity and practicality

Increase in productivity ensured

In this manner different operating sequences with up to 16 functions can be saved and reactivated. The driver customises his Agrottron for each job and considerably increases productivity with one-hand operation of the tractor functions. Operating sequences also enhance operating safety.

Axle control management (ASM)

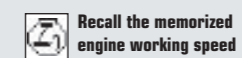
Practical situations that are both typical and frequent: Ploughing in soil of varying density, road travel with heavily loaded trailers or working on slippery terrain. The axle control management (ASM) automatically controls the front drive axle and both differential locks. The front and rear differential locks (100% locking value) and the 4wheel drive can be activated and deactivated under load as required, depending on the steering angle and the speed. If the radar sensor is fitted wheel slip is also taken into account. ASM ensures maximum traction, driving comfort and a high degree of operational safety even under the toughest conditions.

Printed in Germany

Printed in Germany



Forward speed



Recall the memorized engine working speed



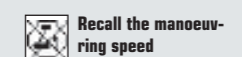
Lift the plough



Engage reverse gear



Lower plough



Recall the manoeuvring speed



Turn the plough (Control valve 1)


POWER AND ECONOMY TO LIGHT UP YOUR DAY.

DCR[®]

DEUTZ Common-Rail: The exclusive technology for minimal fuel consumption and the quickest possible response characteristics.

40 km/h
with lowered engine speed

Fuel-efficiency even at 40 km/h thanks to the reduced engine speed.



Approval for 100% bio-diesel: Saves costs and protects the environment.

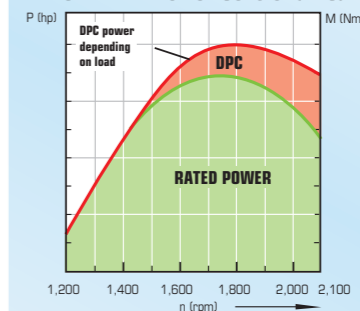
ADVANTAGES

- ▶ High-propulsion, economical and reliable DEUTZ common rail (DCR) turbo diesel engines with fully electronic engine control (EMC)
- ▶ The correct power and economy for any situation using the innovative DPC system (DEUTZ-FAHR Power Control)
- ▶ High-pressure injection with a maximum injection pressure of up to 1,600 bar for rapid response and low fuel consumption
- ▶ Air filter with ejector dust separation and long maintenance intervals reduce operating costs
- ▶ DEUTZ-FAHR is the first manufacturer granting approval for bio-diesel fuel (B100) Expensive after sales solutions or additional assurances are not necessary. Savings from the first moment on.

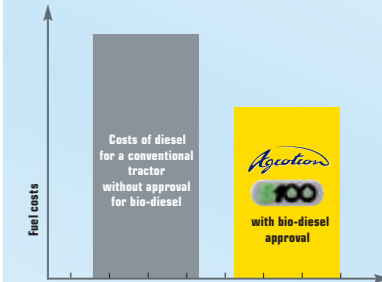


Optimum fuel combustion thanks to 6-hole injection nozzles.

DEUTZ-FAHR Power Control (DPC)



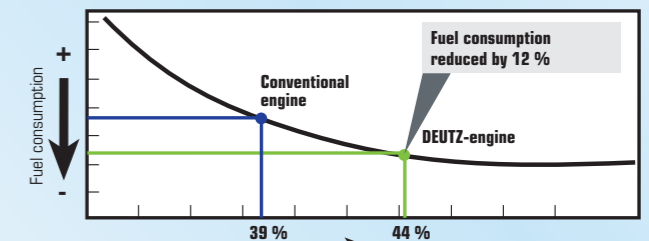
DEUTZ-FAHR Power Control (DPC). The innovative DPC technology delivers the highest and most economically efficient power at all times depending on the load situation. Strong torque, quick response characteristics and sufficient traction are therefore guaranteed even under the most difficult operating conditions.



Every litre of bio-diesel saves hard cash. At a fuel consumption rate of 30,000 l/year and an average price saving of 15 ct/l, the overall saving over five years would be 22,000 Euro.

Low fuel consumption

Low fuel consumption



Powerful, economic and environmentally friendly

Many can construct engines. But the real task is to build strong and efficient engines which comply with the effective emission standards and still set their own trend. The DEUTZ engine philosophy comes down to power, economy and environmentally friendliness.

We develop for agriculture

DEUTZ-FAHR uses a whole host of intelligent technologies for this, aimed at increasing performance, lowering fuel consumption and reducing harmful emissions. This bio diesel initiative is only one of several forward-looking projects.

The changing needs of agriculture require special expertise and lots of experience in building engines. But there is

one thing all those applications have in common: power has to be available when it's needed. And the consumption has to be reduced at the same time. Although this sounds paradoxical, the engineers at DEUTZ-FAHR have managed to achieve it with the innovative DPC (DEUTZ-FAHR Power Control). The combination of the fully electronic engine management system (EMC) and DEUTZ high pressure injection system has resulted in a complex, but extremely efficient engine management system.

Powerful, strong, efficient

The 6 cylinder high-tech DEUTZ turbo diesel engines in the Agrotion K (K 610 and K 430) come with innovative DEUTZ Common Rail Technology (DCR)[®] as standard. And thanks to the DPC the engines deliver constant power, high overpower and

maximum torque. The driver can therefore relax while working with minimal gearshift changes because the engine offers sufficient reserves of power, good elasticity values and reduced fuel consumption at all times.

Quiet for both the driver and the environment

The reduction of noise emissions has also been given special attention. Potential noise sources are eliminated during the very design of the engines. For example, a rigid, ribbed crank housing, soft combustion thanks to 6-hole injection nozzles, reliable waste gate turbochargers on the Common Rail models, double casing silencers and a flexible intake and exhaust pipe mounting system reduce noise where it arises.

TAKING THE BURDEN OUT OF SHIFTING.

ADVANTAGES

- ▶ ZF 7100 series transmission: Simple and reliable transmission design for speeds up to 50 km/h
- ▶ Easy shifting with compact arrangement due to Bowden cables
- ▶ Electrohydraulic shifting of field and road group
- ▶ “Comfort clutch” in all Agrottron K as standard feature
- ▶ Transmission ratios optimally coordinated with the engine performance therefore no unnecessary additional Powershift stages
- ▶ APS standard feature on the “ProfiLine”
- ▶ Fast, clear information for the driver with integrated diagnosis
- ▶ One speed with three Powershift stages for all typical jobs
- ▶ No power train interruption in the Powershift range



40 km/h
with lowered engine speed



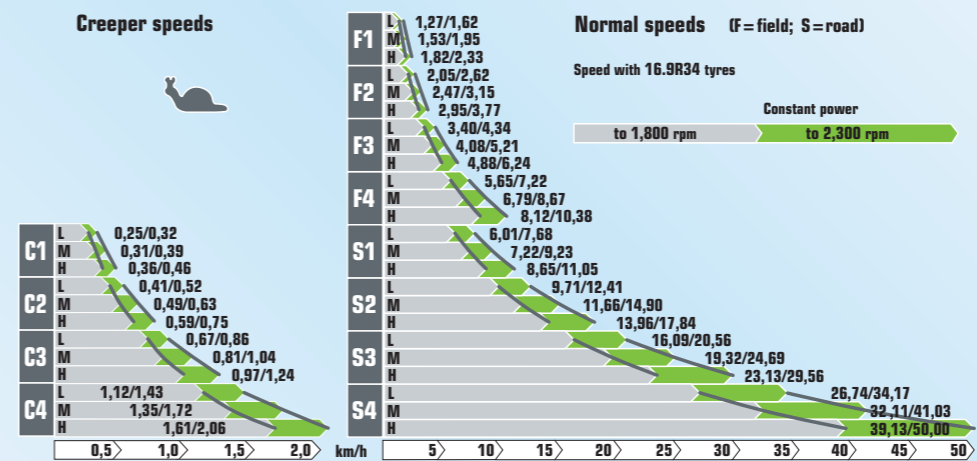
Change the direction of travel with the Powershuttle lever quickly and conveniently without using the clutch pedal. Nothing could be more simple.



Easy shifting due to Bowden cables and the electronic “comfort clutch”.



Simple changing of the Powershift stages with the “PowerComS” operating lever.



Saving in every gear: Thanks to perfect coordination between the engine and transmission there is no need for additional powershift stages. The driver can drive without frequently changing gear and still save fuel.

High-torque engines and a robust transmission with 3-stage Powershift and standard Powershuttle create a drive train for outstanding performance and power with minimal shifting. The practical close ratio transmission comprises a 4-speed transmission with 2 electro-hydraulically shifted groups (road and field). A 4-speed creeper gear group is available.

Due to the position of the large-dimensioned wet multi-plate clutch between the main and Powershift transmission, wear on the clutch and the shifting forces are reduced considerably. This results in

smooth and fluid shifting with maximum clutch reliability. The mechanical torsion dampers enhance smooth start-off and reduce the load peaks when the Powershift stages are actuated.

Practical graduation

Depending on the version and tyres the overall speeds range from 320 metres per hour to 50 km/h, and there are ten speeds in the main working range of 4-12 km/h. When a maximum speed of 40 km/h is mandatory this is achieved by simple electronic reduction of the rated engine speed in the 4th gear (road group)

saving fuel and lowering noise emission. The right speed is always available for all jobs, each with three Powershift stages. The Powershift stage is automatically adjusted when changing gears (3-4 or 4-3) and when changing ranges. Powershift speeds are increased by approximately 20% or lowered by approximately 17%. The driver can, for example, use the tractor economically and flexibly solely by utilisation of the constant power range and the three Powershift stages with a full engine performance from 5.0 to 10 km/h without having to change gear.

Comfort clutch

Shifting is made easier by the standard feature, electrohydraulically actuated “comfort clutch”. The shifting lever features a pushbutton that permits gear shifting without actuating the clutch pedal. The clutch can be controlled using the pedal or a knob in the gearshift lever. The driver can select 12 gears without using the clutch pedal.

More than just a Powershift:

Automatic Powershift (APS)

As an exclusive feature of the “ProfiLine” version the three Powershift stages are

automatically shifted, depending on the load conditions of the tractor, with the newly-developed APS feature. The load of the engine and the engine speed are used as a control impulse. The driver can infinitely vary the sensitivity of the system with a rotary switch. The clutch is actuated with either the foot pedal or with a button on the gearshift lever. The driver can shift 24 speeds without using the clutch pedal.

As an additional feature the APS automatically adapts the Powershift stages to the travelling and engine speed during shifting.

Convenient reversing transmission

With the Powershuttle reversing transmission it is possible to pull off from a stationary position or change the direction of travel (reverse/forwards) up to a speed of 12.5 km/h without actuating the clutch. The Powershuttle is of particular benefit when working on the headland or with the front loader. The driver's right hand is free to operate other function controls.

GROWN-UP HYDRAULIC SYSTEM.

ADVANTAGES

- ▶ Powerful hydraulics with a high degree of efficiency, high flow capacity and tremendous lifting force
- ▶ Three versions available: Open-center with a delivery rate of 60 and 75 l/min and load-sensing with 83 l/min
- ▶ Rear PTO shaft with four speeds (540, 540 E, 1,000 and 1,000 E) as standard
- ▶ Simple adaptation to different cardan shaft profiles
- ▶ Automatic activation and deactivation when lifting and lowering the rear powerlift



The standard four PTO speeds can be conveniently pre-selected.



The standard EHR operating panel permits fast programming and setting adjustments.



The settings of the remote valves with flow rate and time-dependent operation are conveniently adjusted with the knobs on the operating panel.



Powerlift and rear PTO can be safely operated from both rear mudguards.

A powerful hydraulic system is also a must in the compact tractor range due to the varied hydraulic consumers. The Agrottron K is fitted as standard with an open-center hydraulic system with a delivery rate of 60 l/min (75 l/min to order) and has a removable oil volume of 26 liters. A separate gear pump with a delivery rate of 26 l/min supplies the steering system.

Even more hydraulic power

To meet the requirements of implements that demand higher flow rates and more accurate control, the ProfiLine models come with a pressure and volume-controlled hydraulic system (load-sensing) that offers a delivery rate of up to 83 l/min and a removable oil volume of 35 liters.

The system runs with an axial piston variable displacement pump that is controlled by the respective implement. When the consumer draws off oil, the system pressure drops; the variable displacement pump instantly provides more oil so that the pressure required by the consumers is maintained.

No vibration for driver and implement

During fast road travel vibrations and shock waves can occur in the hydraulic system that are caused by "pitching" of the implement. These can have a considerable detrimental effect on driving safety and comfort. When vibration damping is activated (automatically from 8 km/h onwards), vibration is detected by the

electronic components on the load sensing pins and compensated with selective and fast counteraction by the powerlift. Geared to the future for reliable and safe driving in all situations.

Tremendous lifting power

Large-dimensioned lifting cylinders provide a lifting force of up to 6.2 t which means that there is plenty of lifting power even for heavy implement combinations. Externally we have additional actuation of the powerlift on both rear mudguards giving us an alternative fast, reliable and safe implement coupling and uncoupling.

Best electronic control

Electronic powerlift control (EHR) is

standard. The following functions are automatically monitored: Draft control, position control, mix control, free floating, fast penetration, slip control (with fitted radar sensor), transport locking, external control switches, lifting height limitation and lowering speed control.

Remote valves

The Agrottron K is equipped as standard with 3 double-acting mechanical remote valves, each with 4 functions operating in the lift and float positions and which can also be used for single or double action. All remote connections at the rear can be coupled under pressure and are equipped with a rapid emergency breakaway function and an oil collector. With an easy-

reach cross-gate lever the driver is able to simply and accurately operate two remote valves. The third remote valve is actuated with an individual lever. The ProfiLine models have four electrical remote valves. Two are activated with the "PowerCom S" operating lever (flow rates and times are adjustable); two others are operated with the joystick (flow rate is adjustable).

Four speeds

Ahead of most tractors in its class the Agrottron K features, as standard, a rear PTO with 4 speeds (540, 540E, 1,000 and 1,000E). A number of economical uses are therefore possible. Due to perfect coordination with the engine characteristics the economy PTOs optimise fuel

consumption while maintaining a high performance and torque potential. A standard automatic PTO feature switches the rear PTO on and off depending on the lifting height of the rear powerlift. Operating errors are prevented and mounted implements protected from damage.

Powerful front PTO

The 1,000 rpm front PTO is driven directly by the engine and electrohydraulically activated by pressing a button. Due to the modulation provided by the wet plate clutch, implement start-up is always smooth and independent of the load, even with heavy implements.

WHAT MORE COULD YOU NEED?



Although the standard features on the Agrottron K are already very comprehensive, individual needs may require individual solutions. DEUTZ-FAHR supplies a coordinated range of perfectly adapted additional and special equipment for all ranges and assemblies. Contact your DEUTZ-FAHR dealer. They will be pleased to be of assistance.

1 DEUTZ-FAHR front loader

The Agrottron K can be fitted with front loaders with mechanical and hydraulic parallel control as well as a wide range of practical implements.

2 Working lamps

Up to 10 working lamps illuminate the implement areas, permitting safe use at dusk and during the night.

3 Front hydraulic system and front PTO

The Agrottron reveals its true versatility

when equipped with mounted front implements. The integrated front powerlift has a lifting force of up to 2,500 kg. The front PTO turns clockwise at a speed of 1000 rpm.

4 Front axle with suspension

More driving safety and comfort for all Agrottron K models. Front axle suspension is a standard feature on the 50 km/h models.

5 Articulated mudguards

Available upon request. These mudguards enable a reduced turning circle of 4.65 m.

6 Widened mudguards

Available for the corresponding tyres in three different widths.

7 Piton-Fix: With a pin diameter of 45 mm and a maximum drawbar load of 3,000 kg.

8 Swinging, adjustable drawbar: The drawbar can be mounted either in a central fixed position or allowed to swing. Its length can be simply adjusted as required.

9 Pneumatic braking systems

Indispensable for road transport with trailers. Available as a 2-line braking system and as a 1 and 2-line braking system as an option. Hydraulic trailer braking systems are also available.

10 "ProfiLine" package

This turns the Agrottron K into a high-tech tractor. Comprising: Air conditioning system (automatic upon request) "Power-ComS" operating lever with "Comfortip", four electrical remote valves, "comfort clutch" and APS.

11 The welded ball head mounting has a nose weight capacity of up to 4,000 kg.

12 Trailer hitch: The automatic trailer hitch can be fitted optionally with a bolt with a diameter of either 32 or 38 mm. Remote control is also available on request.

13 Ballast carrier: Optimum weight distribution with ballast carriers and a range of front weights.

Aeromat comfort seat

Pneumatic suspension, seat angle adjustment, automatic adaptation to driver's weight, rotation adapter to left and right (20°), double lumbar support, horizontal suspension and adjustable shock absorber.



NO NEED FOR LENGTHY SERVICING.

ADVANTAGES

- ▶ Long maintenance intervals for oil and filters considerably lower operating costs
- ▶ Tool-free access to all important maintenance points
- ▶ Engine oil change every 500 hours; transmission oil change every 1,000 hours
- ▶ Tappet clearance check every 1,500 hours
- ▶ Simple cleaning of the compact cooling system
- ▶ Standard diagnosis feature



Fast daily maintenance

Daily maintenance is simple and completed in next to no time with the rearward opening angle of the engine cowling. Pneumatic springs keep the cowling in the open position. All important components and assemblies are easily accessible for simple maintenance work without tools. The engine oil level can be checked without opening the cowl-

ing. On the transmission a large, easily visible sight glass indicates the transmission and hydraulic oil levels.

Long maintenance intervals

The regular engine maintenance intervals are long – in fact uniquely long. The engine oil only requires changing every 500 hours of operation and the tappet adjustment only needs checking every

1,500 hours. The transmission oil and its filters only require changing every 1,000 hours of operation. The operating costs for an Agrottron K are therefore satisfyingly low.

1 The engine air filter is easily accessible. Due to the ejector dust separation the filter maintenance intervals are very long.

2 Best diagnosis. DEUTZ-FAHR service centres can perform fast electronic system diagnostic checks on the tractor via a single plug connection.

3 All fuses and switching relays are easily accessible and well-protected in the cab on the right-hand rear mudguard.

4 Both cab filters are easily accessible in the roof. The filters can be cleaned and replaced without tools. Active carbon, Aerosol filters are available upon request.

5 The oil filler inlet and dipstick are easily accessible. Long maintenance intervals lower operating costs for maintenance and service.

6 The transmission and hydraulic oil levels are easily visible in a large sight glass.

Printed in Germany

Printed in Germany

SURE AND SAFE WITH ORIGINAL DEUTZ-FAHR.



Original service is wise.

Without doubt – many can repair much. But only your DEUTZ-FAHR specialist dealer knows your tractor inside and out. Only your dealer has regularly trained mechanics and experts on call. Only dealers have the special tools and diagnostic equipment required for competent diagnosis and inspection. All this gives you peace of mind – without doubt.

Original parts make good sense.

As you placed your trust in the original tractor, we recommend you use original parts when required. Only these comply with the high quality and safety standards of DEUTZ-FAHR and ensure correct function and operation without problems – guaranteed.

DEUTZ-FAHR lubricants

We recommend new genuine DEUTZ-FAHR lubricants. The outstanding quality of this product range, which is made exclusively for DEUTZ-FAHR, ensures that your tractor always receives exactly what it needs.



Have a word with your DEUTZ-FAHR dealer – he will be pleased to answer your questions:

This printed material is designed for international use. The illustrations it contains show both special equipment and incomplete standard equipment. The availability of some illustrated models, standard and special equipment can vary from country to country. Only the dealer's price list stipulates whether such illustrated equipment is included as a standard feature or whether it is a special accessory. In addition the illustrated mounted implements and special accessories may not always comply with the respective statutory regulations. It is the responsibility of the customer – after consultation with the dealer – to verify this, taking the operating instructions into account. All information and illustrations in this brochure are subject to correction; errors excepted. Furthermore all information contained in this brochure is not binding and is subject to modifications of a technical and commercial nature or those resulting from statutory regulations. No claims whatsoever can be derived from these. SAME DEUTZ-FAHR DEUTSCHLAND GmbH reserves the right to make any changes to the design and technical construction and also the scope of standard equipment at any time and without prior notice. Order no.: 308.8351.3.4-1

 **SAME DEUTZ-FAHR**

SAME DEUTZ-FAHR DEUTSCHLAND GmbH, D-89415 Lauingen, www.deutz-fahr.de



EVOLVING AGRICULTURE.

TECHNICAL DATA

AGROTRON K

410 • 420 • 610 • 430

Type designation		410	420	610	430
Engine					
Liquid-cooled DEUTZ diesel engine	Typ	TCD 2012 L04		TCD 2012 L06	TCD 2012 L04
Rated Power (2000/25 EC)	kW/hp	65/89	73/100	82/112	
Homologated power (2000/25 EC)*	kW/hp	73/100	82/112	87/119	93/127
Max. power (with DPC)	kW/hp	73/100	82/112	89/121	95/130**
Rated engine speed	rpm	2,300			
Cylinders/cubic capacity	No./cm ³	4/4,038		6/6,057	4/4,038
Bore/Stroke	mm	101/126			
Maximum torque	Nm	382	413	436	492
Constant torque range	rpm	1,600-1,200	1,600-1,250	1,800-1,200	1,600-1,400
Torque rise	%	36	30	30	37
Motor oil changing intervals***		500 h or annually			
Oil quantity/tank capacity	l	10/180		14/180	10/180
Cab					
Air conditioning		upon request (ProfiLine: standard)			
Automatic air condition ProfiLine		upon request			
Electrical system					
Voltage	V	12			
Three-phase generator	kW/A	12/95			
Battery	V/Ah	12/170			
High current socket		3-pin, 25 A			
Chassis, brakes, steering					
Front differential lock		45% standard, 100% upon request, 100% multi-plate lock upon request			
ASM with deluxe setting		upon request (standard on front axle with suspension)			
Rear differential lock		electro-hydraulic activation			
Service brake front		Automatic activation of front-wheel drive			
Service brake rear		disc brake system, oil-immersed on the rear axle			
Parking brake		acts on disk brake			
Steering system		hydrostatic with synchronous steering cylinder			
Steering angle/turning radius		52°/4.65 m		52°/4.95 m	52°/4.65 m
Steering		Separate gear pump			
Pump flow rate/pressure	l/min (bar)	up to 26 (180)			

* without fan

** with PTO boost

*** 250 h with bio-diesel

TECHNICAL DATA

AGROTRON K

410 • 420 • 610 • 430

Type designation	410	420	610	430								
Hydraulic system												
Version A	Open Center, joint gearbox/hydraulic oil system, 60l/min, 26l removable, 3 mechanical control units, cross control levers and single levers, electric switching to 4th function optional											
Version B	Open Center, separate hydraulic oil system, 75l/min, 35l removable, 3 mechanical control units, cross control levers and single levers											
ProfiLine	LoadSensing, separate hydraulic oil system, 83l/min, 35l removable, 4 electric control units, time and volume control, controlled using PowerCom S and electric cross levers											
System pressure	bar	200										
Powerlift												
AGROTRONIC-hD	Standard											
Category of 3-point hitch, rear	II/III; Quick-action coupling											
Lifting capacity, rear	kg	6,220										
Front powerlift, cat. II	upon request											
Front powerlift lifting force	kg	2,500										
Hydraulic remote valves												
No. of remote valves, connections	3, mechanical (ProfiLine: 4, electrical)											
Non-pressurised recirculation	Standard											
Functions	Double-acting with floating position, can be coupled under pressure											
Blocking	In neutral position, lifting and float position											
Actuation	1+2 with cross-lever, 3 with individual lever (ProfiLine: 1+2 on PowerComS, 3+4 with Joystick)											
Transmission												
Type	ZF 7100, 8-speed range transmission, electro-hydraulic group shifting											
Powershift	3-range powershift (ProfiLine with APS)											
Powershuttle	Standard											
No. of speeds (with creeper speed)	F/R	24/8 (36/12)										
Clutch	Multi-plate clutch, oil-immersed/comfort clutch											
Front PTO												
Clutch/actuation	Multi-plate clutch, oil-immersed/electrohydraulic											
Speed	rpm	1,000										
PTO profile	1 3/8", 6 spline shaft											
Max. transferable power	max. engine power											
Direction of rotation	Clockwise in direction of travel											
Rear PTO												
Clutch/actuation	Oil immersed, modulated start-up/electro-hydraulic shifting/Remote controll											
PTO stub	replaceable/bolted											
Profiles	1 3/8" 6 spline or 1 3/8" 21-section											
Engine speed 540/1,000	rpm	1,990/1,990										
Engine speed 540E/1,000E	rpm	1,550/1,550										
Speeds*												
	Creeper speed				Field				Road			
	L	M	H	R	L	M	H	R	L	M	H	R
1	0.32	0.39	0.46	0.32	1.62	1.95	2.33	1.62	7.68	9.32	11.05	7.68
2	0.52	0.63	0.75	0.52	2.62	3.15	3.77	2.62	12.41	14.90	17.84	12.41
3	0.86	1.04	1.24	0.86	4.34	5.21	6.24	4.34	20.56	24.69	29.56	20.56
4	1.43	1.72	2.06	1.43	7.22	8.67	10.38	7.22	34.17	41.03	50.00	34.17


*All data apply for 16.9.R34 tyres and rated speed of 2,300 rpm.

TECHNICAL DATA

AGROTRON K

410 • 420 • 610 • 430

- a Wheel base
- b Length
- c Height above cab (minimal)
- d Axle centre up to top edge of cab



Type designation	410	420	610	430
Dimensions in mm*				
a	2,419	2,647	2,419	
b	4,139	4,370	4,139	
c	2,630	2,660	2,630	
d	1,913	1,943	1,913	
Weights in kg (40 km/h)				
Unladen weight				
front	1,650	1,750	1,650	
rear	2,790	3,100	2,790	
total	4,440	4,850	4,440	
Permissible laden weight				
front**	3,500	3,800		
rear	6,000	6,300		
total	7,500	8,000		
Payload				
front	1,850	2,050	2,150	
rear	3,210	3,200	3,510	
total	3,060	3,150	3,560	
Flange dimensions				
Flange dimension at front	mm	1,660		
Wheel connection, front	mm	275 x 8 x 20		
Flange dimension at rear	mm	1,640		
Wheel connection, rear	mm	205 x 8 x 20		

Front axle lead calculation in % : $[(\text{Front rolling circumference} \div \text{rear rolling circumference} \times i) - 1] \times 100\% = \text{front axle lead \%}$. The minimum front axle lead should be +0.5% and maximum +4.5%.

Ratio (i): AT K 410/420: $i=1.316$; AT K 610/430: $i=1.3572$

* with tyres 16.9 R 34

** In front loader mode up to 5km/h max. 9,625kg for all models.

TECHNICAL DATA

AGROTRON K

410 • 420 • 610 • 430

Type designation	410	420	610	430
Tyres, wheels, track widths				
14.9 R 24	1,590/1,690 f			
16.9 R 34	1,600/1,700 r			
480/65 R 24	1,890 f			
540/65 R 34	1,850 r			
380/70 R 28		1,590/1,690 f		
480/70 R 38		1,700 r		
420/70 R 24	1,590/1,690 f			
480/70 R 34	1,700 r			
540/65 R 24	1,790 f			
540/65 R 38	1,800 r			
16.9 R 24	1,590/1,690 f			
16.9 R 38	1,600/1,700 r			
360/70 R 28			1,590/1,690 f	
16.9 R 38			1,600/1,700 r	
420/70 R 24			1,790 f	
520/70 R 34			1,800 r	
480/65 R 24			1,890 f	
600/65 R 34			1,840 r	
540/65 R 24			1,790 f	
600/65 R 38*			1,840 r	
16.9 R 24			1,590/1,690 f	
18.4 R 38*			1,700 r	
480/70 R 24			1,790 f	
520/70 R 38*			1,800 r	
230/95 R 32	1,540/1,740 f			
270/95 R 44*	1,500/1,800 r			
270/95 R 32	1,440/1,840 f			
270/95 R 46	1,500/1,800 r			
230/95 R 32	1,490/1,790 f			
230/95 R 44	1,500/1,800 r			
230/95 R 32			1,540/1,740 f	
230/95 R 48			1,500/1,800 r	
270/95 R 32**			1,440/1,840 f	
300/95 R 46**			1,500/1,800 r	
270/95 R 32			1,440/1,840 f	
270/95 R 48			1,500/1,800 r	

Available standard tyre combinations are given on the current valid price lists. Operation with twin tyres is possible at the front and rear; observe the Motor Vehicle Construction and Use Regulations.

* AT K 610/430: Combination only permitted in connection with cabin suspension.

** Only permitted Kleber Super 3.

This printed material is designed for international use. The illustrations it contains show both special equipment and incomplete standard equipment. The availability of some illustrated models, standard and special equipment can vary from country to country. Only the dealer's price list stipulates whether such illustrated equipment is included as a standard feature or whether it is a special accessory. In addition the illustrated mounted implements and special accessories may not always comply with the respective statutory regulations. It is the responsibility of the customer – after consultation with the dealer – to verify this, taking the operating instructions into account. All information and illustrations in this brochure are subject to correction; errors excepted. Furthermore all information contained in this brochure is not binding and is subject to modifications of a technical and commercial nature or those resulting from statutory regulations. No claims whatsoever can be derived from these. SAME DEUTZ-FAHR DEUTSCHLAND GmbH reserves the right to make any changes to the design and technical construction and also the scope of standard equipment at any time and without prior notice. Order no.: 308.8351.3.4-1

